

Education Funding in the Western States



Dan Domenech
Executive Director
American Association of School
Administrators

Background

- Over the past two years, AASA research and analysis has generated more than a dozen surveys, reports and white papers.
- AASA's Economic Impact Survey Series started in November 2008 and has been a benchmarking tool for documenting how schools are being impacted by—and adjusting to—the Great recession.
- AASA data and talking points played a crucial role in not only ARRA, but also in the recent Education Jobs Fund bill.

American Association of
School Administrators

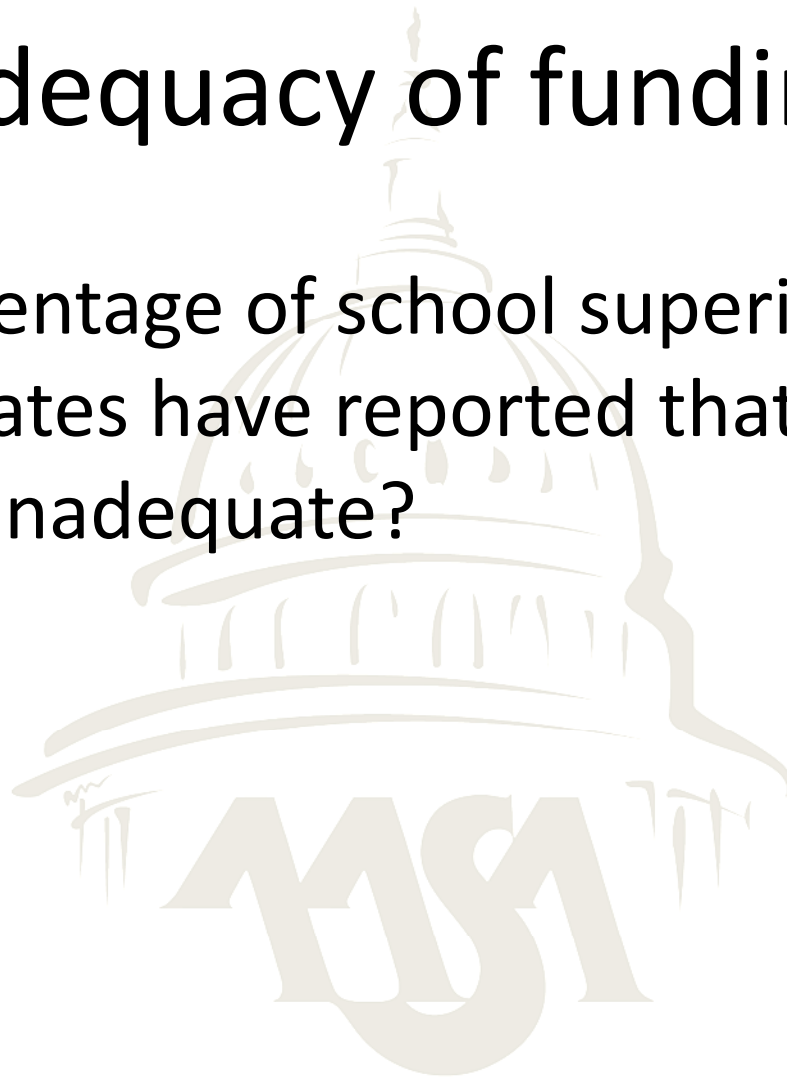
Background

- Cliff Hanger was the April 2010 update to the Economic Impact Survey Series. It is a complete snapshot of economic impact and adjustments, and was national in scope.
- We ran a special western states focused analysis for this presentation, focusing on California, Idaho, Nevada, Oregon and Washington.

American Association of
School Administrators

Adequacy of funding

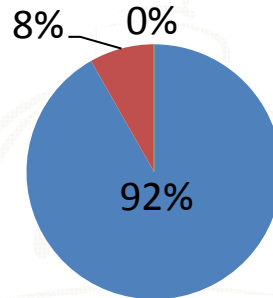
- What percentage of school superintendents in western states have reported that their funding is inadequate?
 - a) 33%
 - b) 67%
 - c) 92%



American Association of
School Administrators

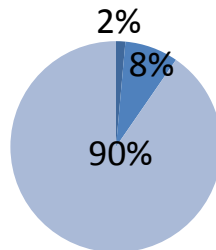
Current Economic Situation

- Inadequately funded
- Adequately funded
- Surplus



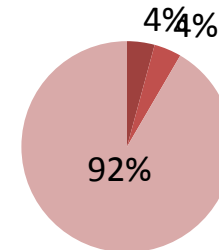
Budget Cuts 2008-09 / 2009-10 School Year

- Yes, an increase
- No, level funding
- Yes, a cut



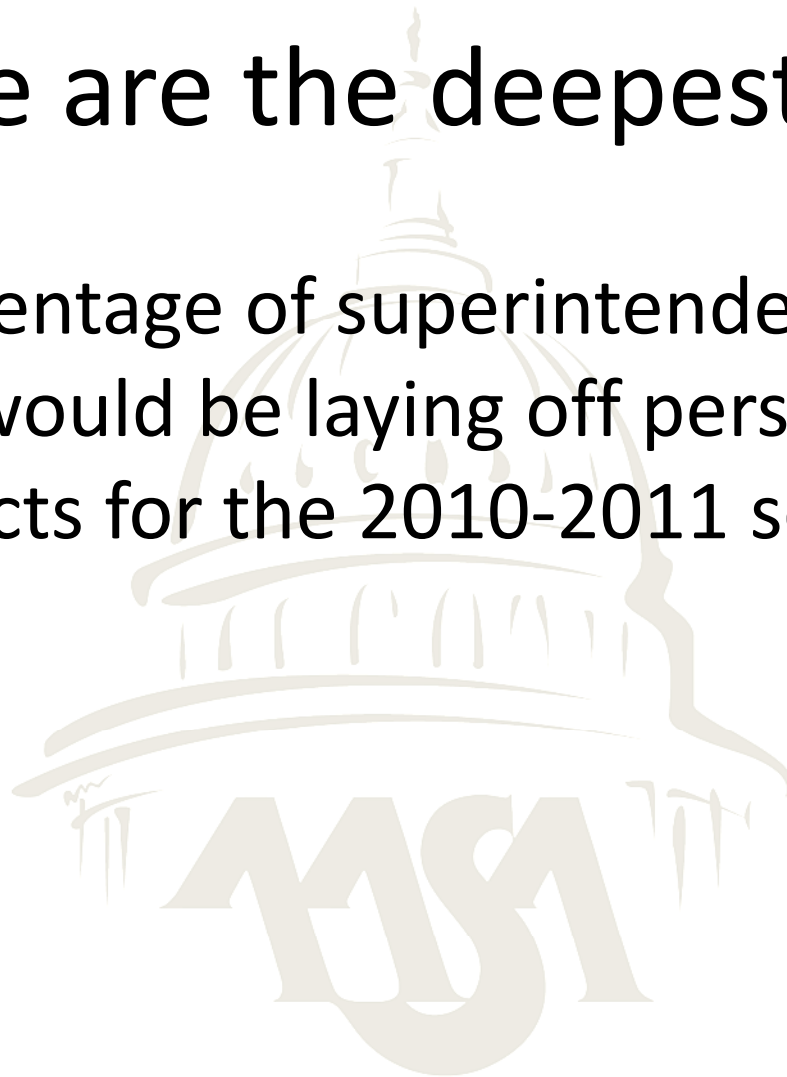
Budget Cuts 2009-10 / 2010-11 School Year

- Yes, an increase
- No, level funding
- Yes, a cut



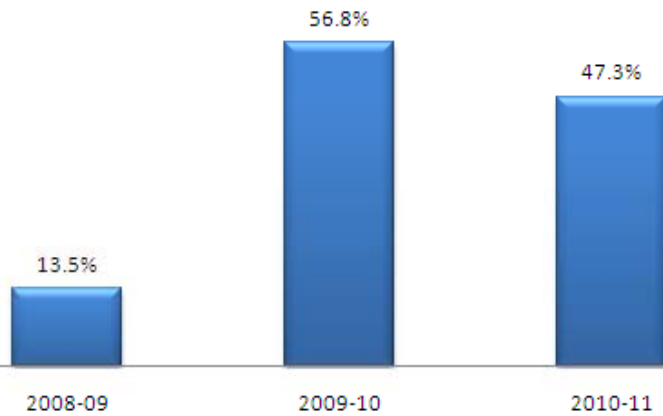
Where are the deepest cuts?

- What percentage of superintendents reported that they would be laying off personnel in their districts for the 2010-2011 school year?
 - a) 32%
 - b) 47%
 - c) 66%

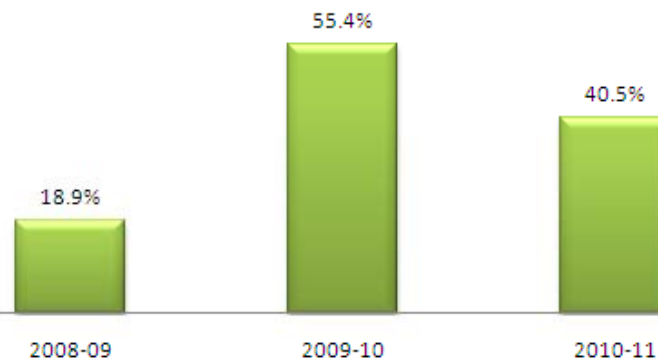


American Association of
School Administrators

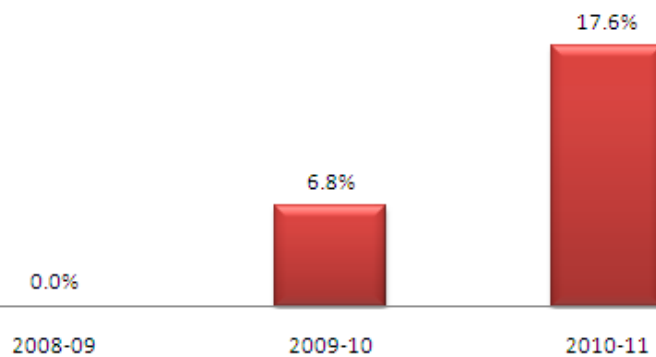
Laying Off Personnel



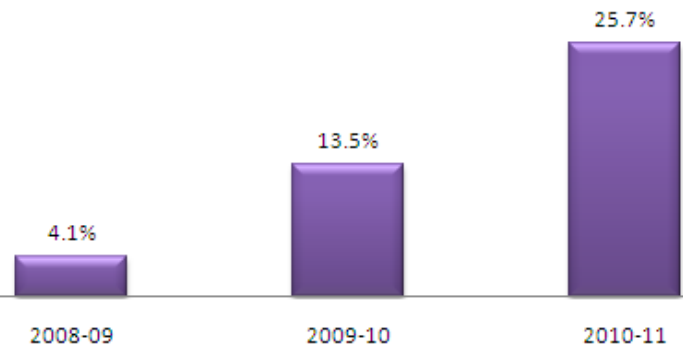
Reducing Staff-level (Non-Instructional) Hiring



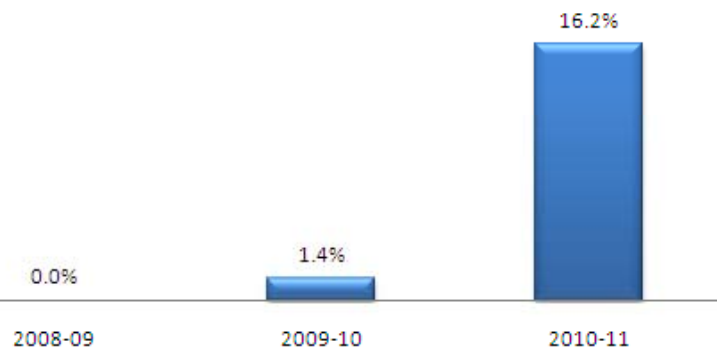
Reducing Benefits Package (Pension Contributions)



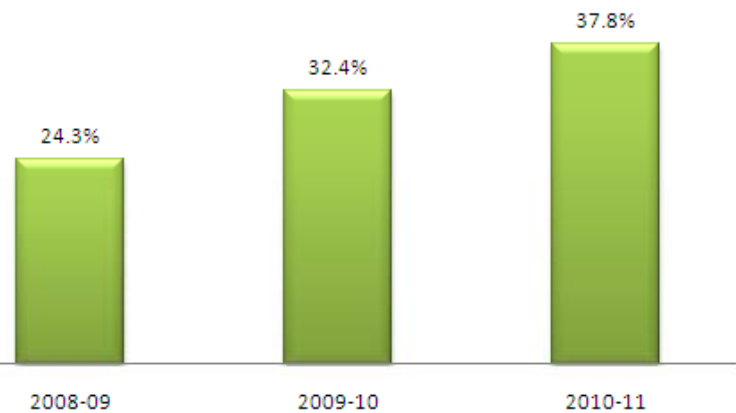
Reducing Benefits Package (Health Care)



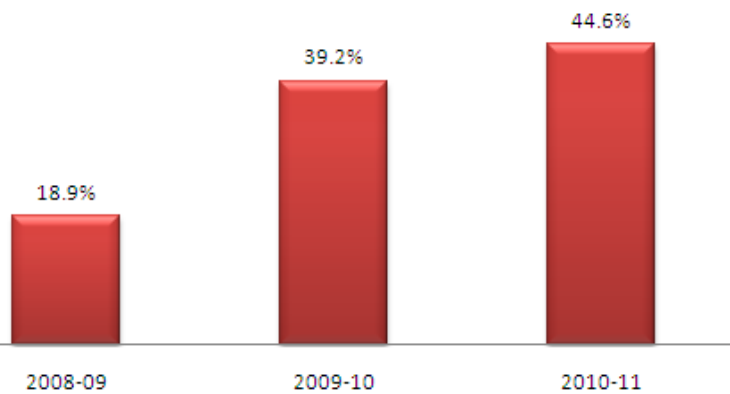
Reducing Operations to Four-Day School Week During School Year



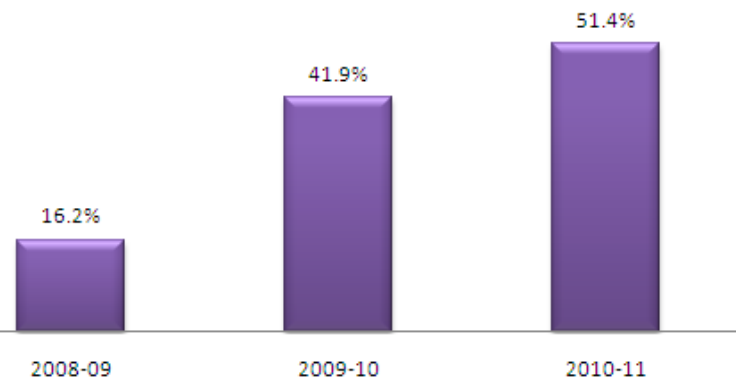
Eliminating Summer School Programs



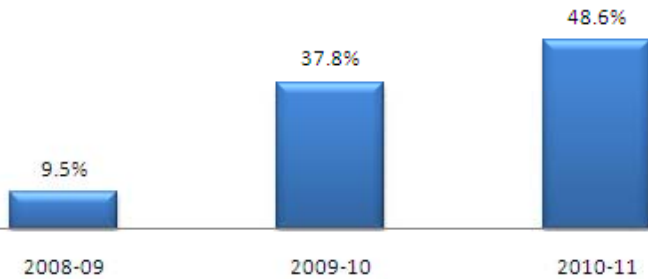
Reducing Extra-Curricular Activities



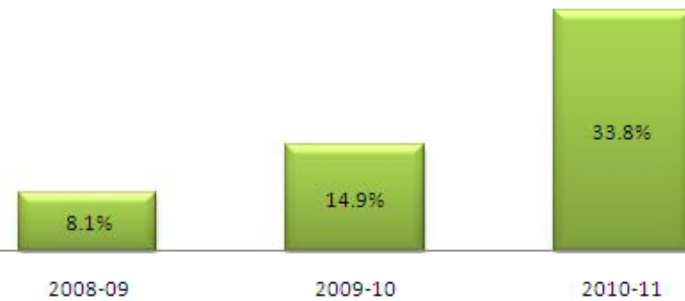
Increasing Class Size



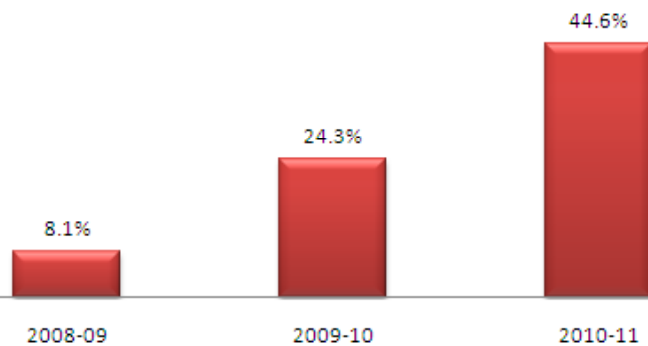
Reducing Academic Offerings (Academic Interventions/Saturday Classes)



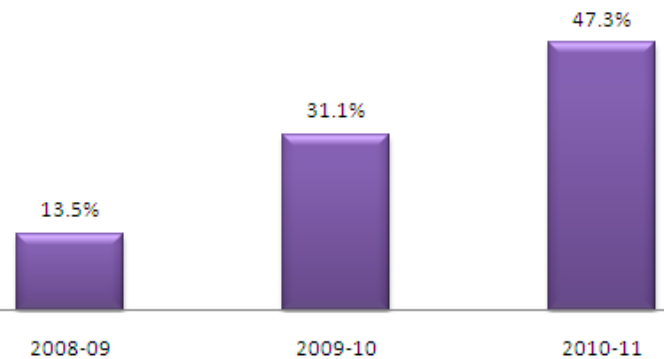
Reducing High-Cost Course Offerings (Occupational Ed, etc.)



Reducing Elective Courses Not Required for Graduation



Eliminating/Delaying Instructional Improvement Strategies



School Administrators

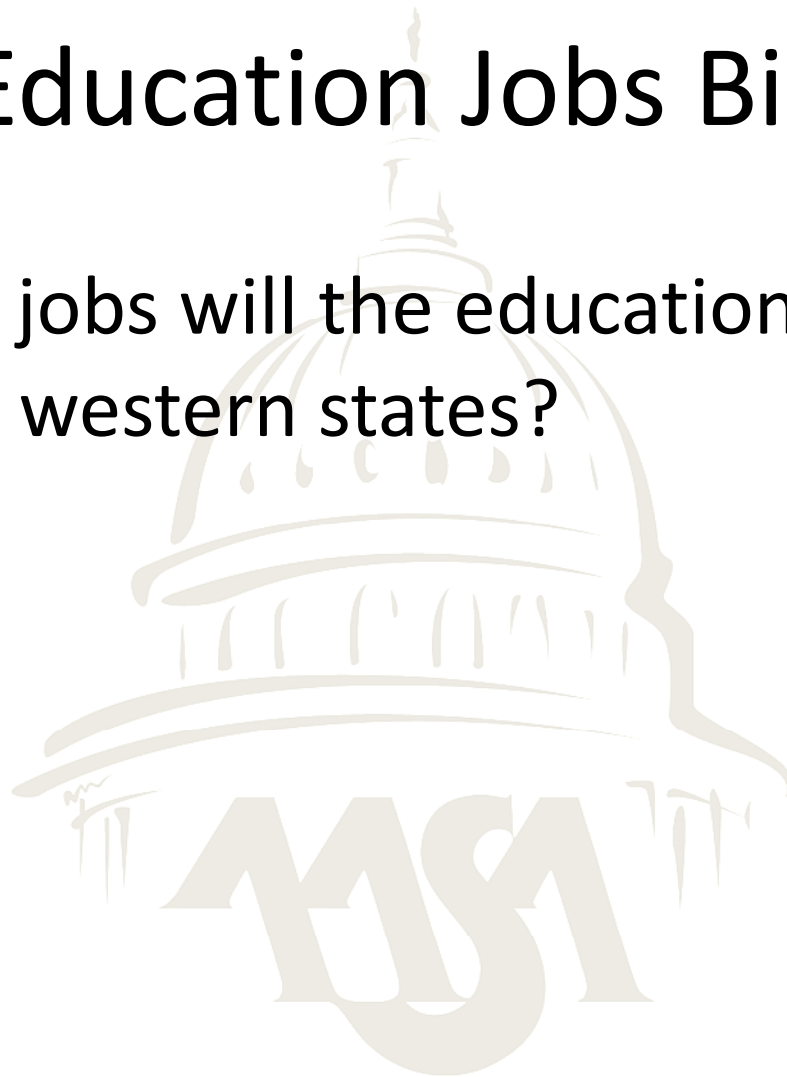
Education Jobs Fund

Estimated Distribution of Fiscal Relief to States (in Millions)

	Medicaid	Education	Total
TOTAL TO STATES	\$14,981	\$9,989	\$24,970
Alaska	\$64	\$24	\$88
Arizona	\$351	\$212	\$563
California	\$1,869	\$1,201	\$3,070
Colorado	\$159	\$159	\$318
Hawaii	\$86	\$39	\$125
Idaho	\$51	\$52	\$103
Montana	\$38	\$31	\$69
Nevada	\$79	\$83	\$162
New Mexico	\$126	\$65	\$191
Oregon	\$156	\$118	\$274
Utah	\$57	\$101	\$158
Washington	\$338	\$208	\$546
Wyoming	\$22	\$18	\$40

Education Jobs Bill

- How many jobs will the education jobs bill save in the western states?
 - a) 31,700
 - b) 53,400
 - c) 75,000



American Association of
School Administrators

Education Jobs Fund

	Projected Allocation	Estimated Jobs Funded
Alaska	23,540,399	400
California	1,201,534,585	16,500
Colorado	159,521,991	2,600
Hawaii	39,311,983	700
Idaho	51,641,026	900
Montana	30,737,469	700
Nevada	83,113,178	1,400
New Mexico	64,869,642	1,100
Oregon	117,949,095	2,000
Utah	101,303,951	1,800
Washington	208,335,375	3,300
Wyoming	17,533,686	300

Fresh Starts

Some state changes spurred by Race to the Top

Expand the number of charter schools allowed



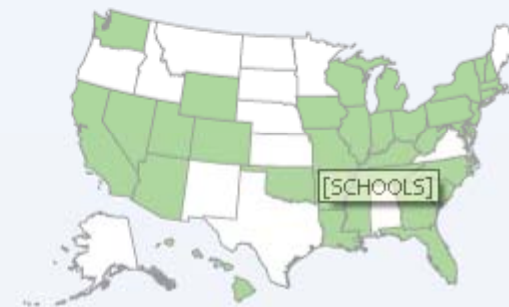
Require student achievement data be used in teacher reviews



Allow districts to overhaul low-achieving schools, including firing teachers and principals



Adopt a common set of math and reading standards for students



Source: U.S. Department of Education



Any questions?

Dan Domenech
Executive Director
*American Association of School
Administrators*
801 N. Quincy Street, Suite 700
Arlington, VA 22203
(703) 875- 0722
ddomenech@aasa.org

